

CUSTOMER REFERENCE
SALT

Sample description as provided by customer

Mass/unit area **19.3 oz/yd² 655 g/m²**

Construction Details **Tufted** Secondary Backing **Desso ProBase Polyer-Polyscan**

Style **Loop Pile**

The Samples Tested Were **Modular Carpet**

Order No. **GE**

Pile Fibre Content **100% SOLUTION DYED NYLON**

Colour **Blue/Grey**

Pile Height **3.9 mm**

TEST METHOD ISO 9239-1(2010 06-15) Determination of the Burning Behaviour using a radiant heat source As required by the New Zealand Building Code Clause C3.4 (b) (April 2012)

The test values relate to the behaviour of the test specimens of a product under the particular conditions of the test, they are not intended to be the sole criterion for assessing the potential fire hazard of the product. Clause 10 (o) of ISO 9239-1:2010.

Conditioning as specified in BS EN 13238.2001

Sample submitted Date **Nov 2015**

Test Date **29/11/2015**

ASSEMBLY SYSTEM: DIRECT STICK (Details Below).

The floor covering was directly stuck to the substrate using **Fully Adhered using Mapei adhesive.**

Substrate: **Non-Combustible**

Substrate - **6mm Fibre Reinforced Cement Board to simulate a Non-Combustible Flooring.**

The Holding Torque on Specimen Frame was **2Nm.**

Initial Test Specimen 1 Length Direction Critical Radiant Flux **9.2 kW/m²**

Specimen 1 Width Direction Critical Radiant Flux **7.5 kW/m²**



Full tests carried out in the **Width** Direction

SPECIMEN	Width #1	Width #2	Width #3	Mean
Critical Radiant Flux (kW/m ²)	7.5	7.9	7.6	7.7

The value quoted below is as required by the New Zealand Building Code Clause C3.4 (b) (April 2012) "Minimum critical radiant flux when tested to ISO 9239-1:2010". Hence the Radiant Flux quoted is the value at Flame-Out/Extinguishment Not after a 30 minute burn as used in Europe.

MEAN CRITICAL RADIANT FLUX **7.7 kW/m²**

OBSERVATIONS: **The samples shrunk away from the heat source, ignited and burnt a relatively short distance.**

 ACCREDITED FOR TECHNICAL COMPETENCE	M. B. Webb Technical Manager	
	DATE: 29/11/2015	
	Performance & Approvals Testing No. 15393	
	Accredited for compliance with ISO/IEC 17025.	

PAGE 1 of 2

Clause 10 (o) of ISO 9239-1:2010

The values on Page 2 have no relevance to the Code.

1004 04 09



TIME FOR EACH SPECIMEN TO REACH EACH MARKER IN SECONDS

Specimen	50	60	110	160	210	260	310	360	410	460	510	560	610	660	710	760	810	860
1	292	293	348	614	842	1096	/											
2	204	206	418	474	753	990	/											
3	323	326	486	629	782	952	/											

TESTS

BURNING CHARACTERISTICS

Specimen	Burn Length (mm) at Flame Out/ Extinguishment	Time To Burn Out (s)
Initial Test: Length	200	1,117
Specimen Tests: Width		
1	275	1,692
2	260	993
3	270	1,362
Mean	268	1,349

M. B. Webb
 Technical Manager

DATE: 29/11/2015

Performance and Approvals
 Testing No. 15393
 Accredited for compliance
 with ISO/IEC 17025.

The laboratory does not allow the use of this page of the report without the use of page 1.

This page alone has no validity under Clause 10 (o) of ISO 9239-1:2010

2004 04 09 10028 29 November 2015